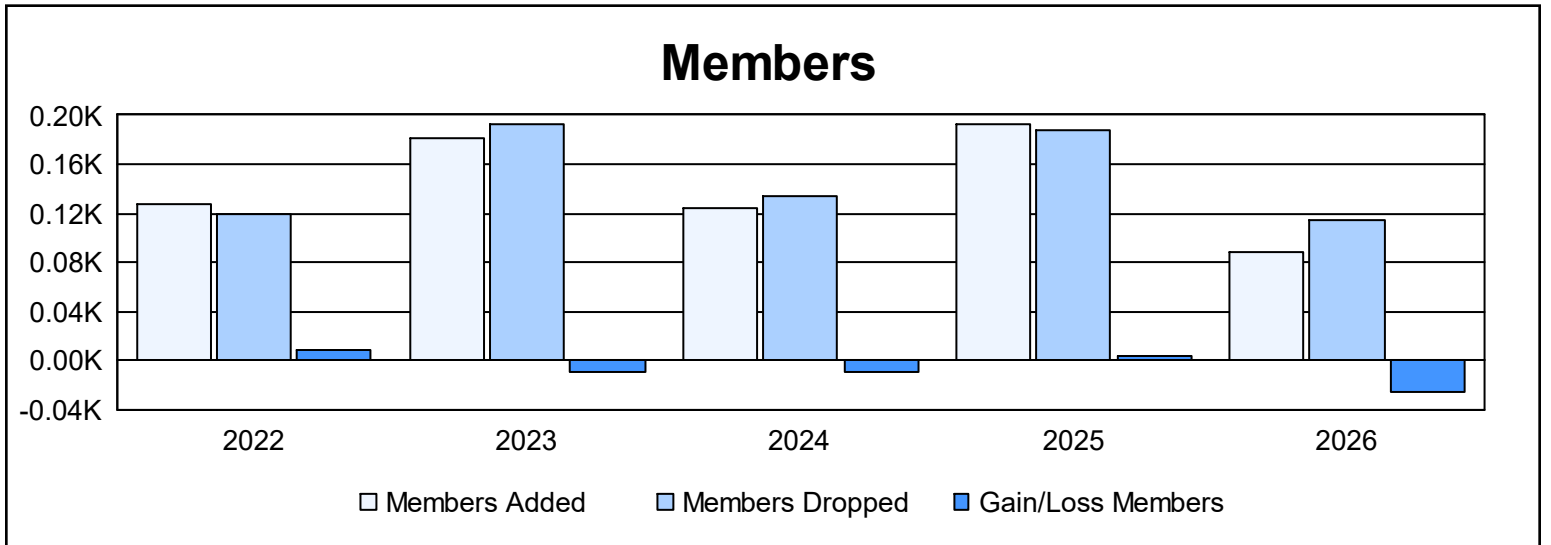
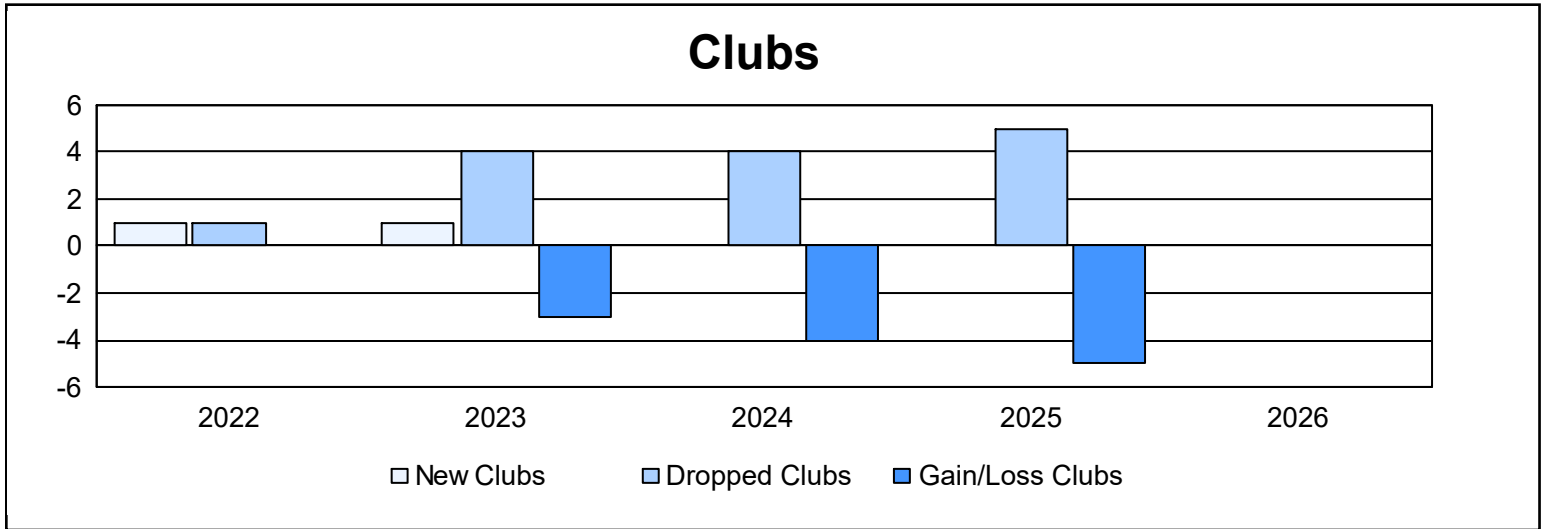
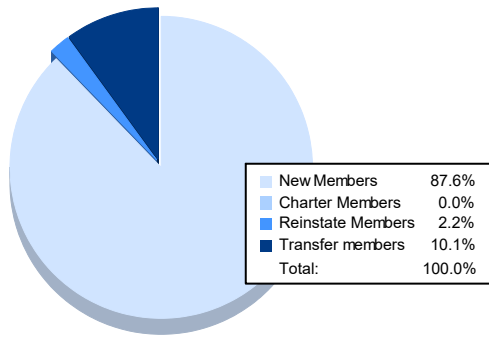


Year	New Clubs	Dropped Clubs	Gain/ Loss Clubs	New Members	Charter Members	Reinstate Members	Transfer Members	Total Member Added	Total Members Dropped	Gain/ Loss Members
2021-2022	1	1	0	92	29	0	7	128	119	9
2022-2023	1	4	-3	117	30	0	35	182	192	-10
2023-2024	0	4	-4	112	0	2	11	125	134	-9
2024-2025	0	5	-5	81	0	99	12	192	188	4
2025-2026	0	0	0	78	0	2	9	89	115	-26
<b>Average</b>	<b>0</b>	<b>3</b>	<b>-2</b>	<b>96</b>	<b>12</b>	<b>21</b>	<b>15</b>	<b>143</b>	<b>150</b>	<b>-6</b>



### Membership Composition April 2026 Cumulative



### Gender Composition April 2026 Cumulative

